

Mijn vader is de beste

Vaders & gehechtheid

Hedwig van Bakel

TILBURG UNIVERSITY

Tranzo
Wetenschappelijk centrum voor zorg en welzijn

Lucertis
KINDER- EN JEUGDPSYCHIATRIE

Centrum voor Kinder- en Jeugdpsychiatrie
Herlaarhof

Vaders & Bonding

Relaties **2**
perspectieven
BONDING vs GEHECHTHEID

Vaders & gehechtheidsrelaties

Goede moeder is meer dan een **bescherm**er en **verzorger** voor het kind,

Ook een speelkameraadje, **vriend, leraar, opvoeder**

(Trevarthen, 2005. Stepping away from the mirror: pride and shame in adventures of companionship. In Attachment and Bonding; Carter et al.) pp. 55-84)


Relaties vanuit 2
perspectieven bekijken

Vanuit **de ouder**
Vanuit **het kind**

Doel:
Bieden van bescherming & troost

Bonding

Perspectief 1

Vader  Kind

Building a relationship with the unborn child is a key developmental task for a successful psychological adjustment of pregnant women

(e.g., Raphael-Leff, 2005)

van Ballel et al. BMC Pregnancy and Childbirth 2013, 13:138
http://www.biomedcentral.com/1471-2390/13/138

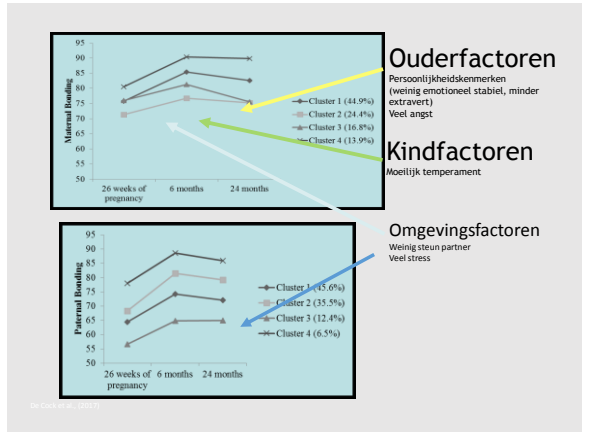
BMC Pregnancy & Childbirth

RESEARCH ARTICLE Open Access

Pictorial representation of attachment: measuring the parent-fetus relationship in expectant mothers and fathers

Hedwig JA van Ballel^{1,2*}, A Jannetke BM Maas¹, Charlotte MJM Vreeswijk¹ and Ad JIM Vingerhoets¹

Abstract
Background: Over the past decades, attachment research has predominantly focused on the attachment relationship that infants develop with their parents or that adults had with their own parents. Far less is known about the development of feelings of attachment in parents towards their children. The present study examined a) whether a simple non-verbal (i.e., pictorial) measure of attachment (Pictorial Representation of Attachment Measure-PRAM) is a valid instrument to assess parental representations of the antenatal relationship with the fetus in expectant women and men and b) whether factors such as gender of the parent, parity, and age are systematically related to parental bonding during pregnancy.



Interviews

Relatie met (pasgeboren baby / 6 maanden) laten beschrijven

Table 5.5
Gender differences on attachment representations

N = 187 families (i.e., 378 parents)	Mothers (n=189) M (SD)	Fathers (n=189) M (SD)	GENDER differences F (df)	p	Effect size Fathers vs. mothers
WMCI subscales					
Qualitative scale (range 6-30)	21.92 (0.37)**	19.97 (0.37)**	43.26 (1,371)	<0.001	-0.67
Content scale (range 2-18)	4.66 (0.14)**	3.96 (0.14)**	35.39 (1,371)	<0.001	-0.65 Cohen's d
Affective tone (range 7-35)	29.63 (0.30)	30.14 (0.30)	3.65 (1,371)	.06	-0.20
WMCI categories					
Balanced representations	63.0 %	55.0 %			
Distorted representations	11.6 %**	32.3 %**	13.71 (2,364)*	<0.001	3.65 OMB ratio
Distorted representations	25.4 %**	12.7 %**			0.58

Note: Values are reported as M (SD) unless otherwise indicated. Adjusted means are reported with paternal and maternal educational levels fixed at null and previous parenting experience set as no experience. * Significant difference p<0.05. ** Significant difference p<0.001. *Balanced representations is the reference group

NIH Public Access
Letter Message

Oxytocin and the Development of Parenting in Mothers

Stephane Tremblay, James F. Leckman, and Ruth Patterson

Abstract
Background: The neurohormone oxytocin (OT) has been reported to mediate parental investment of parents and offspring in a variety of species. We tested the development of parenting in mothers and fathers during the first 6 months of life in a sample of 100 families. We measured OT levels in mothers and fathers during the first 6 months of life in a sample of 100 families. We measured OT levels in mothers and fathers during the first 6 months of life in a sample of 100 families.

OT Levels	Mean (SD)	Maximum (pg/mL)	Minimum (pg/mL)	n
Mothers (time 1)	337.35 (195.64)	1351	147.8	76
Fathers (time 1)	401.98 (360.28)	2752.3	51.4	76
Mothers (time 2)	357.79 (207.72)	1351	125.2	59
Fathers (time 2)	434.12 (401.88)	2233.8	184	56

OT, oxytocin.

Verzorgen / interactie

Gehechtheid

Perspectief 2

Vader ← Kind

Zoeken van troost en bescherming

Vaders ook gehechtheidsfiguur? JA!

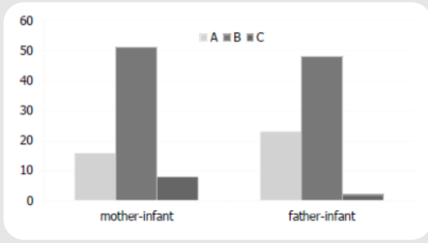
Voorkeur voor moeder als beide aanwezig zijn

Moeder niet aanwezig -> Vader ok

Primaire gehechtheidsfiguur = moeder : 80% op 1 jarige leeftijd
50% op 18 maanden

Responsiviteit is belangrijk !!! (meer dan lichamelijke verzorging en tijd)

(Ainsworth et al., 1967; Schaffer & Emerson, 1964)



Verschuiving in onderzoek

A young child's experience of an encouraging, supportive, and cooperative mother, and a little later father, gives him a sense of worth, a belief in the helpfulness of others, and a favorable model on which to build future relationships... By enabling him to explore his environment with confidence, and to deal with it effectively, such experience also promotes his sense of competence. (Bowlby, 1982, p. 378)

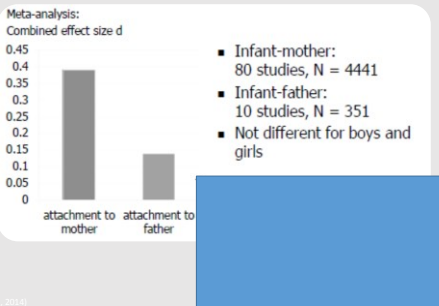
'50-'70 _____ '70 _____ '80 _____ '00

- Nadruk op moeders
- Vaders ook
- gehechtheidsfiguur?
- Hierarchie in gehechtheid?
- Verschillen vaders en moeders ABCD?
- Effecten van gehechtheidsrelatie met vader en moeder op latere ontwikkeling



(Bletherton, 2010)

Gehechtheid & sociale competentie



(Groth et al., 2014)

Sensitiviteit in interactie zorgmomenten

Sensitiviteit in spel



(Grossmann et al., 2002, 2005)

Parenting Predictors of Father-Child Attachment Security: Interactive Effects of Father Involvement and Fathering Quality

Andrew J. Stone, Brian A. Stone, Michael J. Lamb, David Reardon, Robert Emery, and Robert Plomin

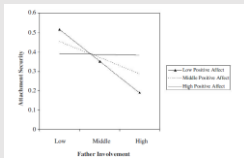


Figure 7. Associations between father involvement and father-child attachment security as a function of fathers' positive affect.

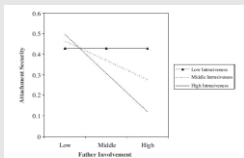


Figure 8. Associations between father involvement and father-child attachment security as a function of fathers' interoceptive.

(Brown et al., 2007)

Beetje tijd nodig
Vader = veilige basis
Belangrijke rol